

COLORS IN ASL

BASIC AMERICAN SIGN LANGUAGE SIGNS



ORANGE



RED



PINK



BLUE




GREEN



PURPLE




YELLOW




BROWN



TAN



BLACK



GREY



WHITE

download this poster & watch sign language videos at  [Signing Sassy.com](http://SigningSassy.com)

Signing

- Materials Needed
 - None needed besides references for teachers
- Goals
 - Children will see be given the opportunity to use signing as a way to communicate.
- Vocabulary
 - Please, eat, more, thank you, drink, water, tissue, more, colors, relationships
- Teaching Strategies
 - teacher directed: Teacher does the sign when appropriate while talking to the children.
- Questions to Ask
 - Would you like more (sign) food?
 - Would you like a drink (sign)?
- Description: Teachers need to be familiar with the signs listed above. When appropriate, they will sign while speaking the word to the children.
 - Hook: would you like ____sign____?
 - Out: Ask the child to do it with you.

FOUNDATIONS:

- ◆ APL Demonstrate development of social interactions during play
- ◆ ELA1.2 Demonstrate expressive communication