



Turtle



Monkey



Giraffe




Butterfly



Flamingo




Lion




Dog



Snake



Cow



Cat

Animal Poses

Pom Pom Drop

- Materials Needed
 - Poms
 - Toilet paper tubes
 - tape
- Goals
 - Children will see cause and effect as well as the differences between slow and fast.
- Vocabulary
 - Fast, slow, drop
- Teaching Strategies
 - Child Centered: After a demonstration, the children can explore the tubes and sizes of cotton balls.
- Questions to Ask
 - Do the poms move fast? Or slow?
- Description: Children will be given poms. The tubes need to be taped to a surface ahead of time. They will be shown how to drop them through the tubes.
 - Hook: Where did the pom go?.
 - Out: You used all your poms!

FOUNDATIONS:

- ◆ SC1.1 Demonstrate ability to explore objects in the physical world
- ◆ SC4.1 Demonstrate Engineering design skills
- ◆ SC5.1 Demonstrate scientific curiosity